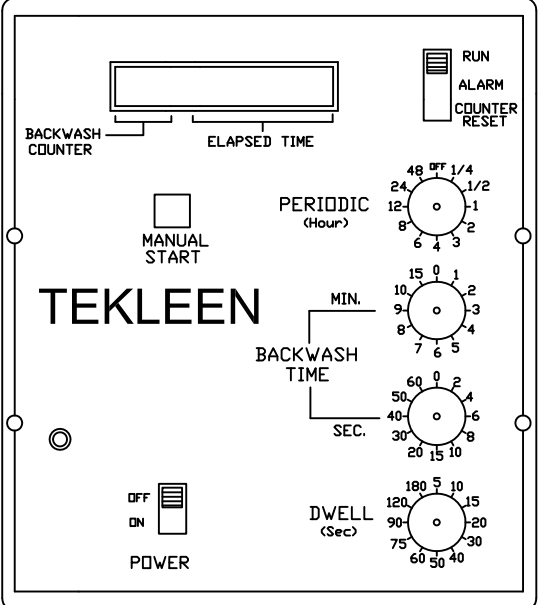
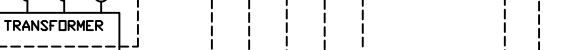
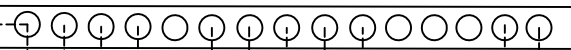


REVISIONS				
REV	ZONE	DESCRIPTION	DATE	APPROVED

GB8 CONTROLLER



Y □ Y C 6 5 4 3 2 1 A M PD



AC POWER

UNLESS OTHERWISE SPECIFIED DIMENSIONS ARE IN INCHES TOLERANCES	
DECIMALS	ANGULAR
.XX ± .05	± 0.5 DEG.
.XXX ± .01	
DRAWN	DATE
S. PERKINSON	07/21/11
CHECKED	
DESIGN	

AUTOMATIC FILTERS, INC.			
TITLE			
5 ABW FILTERS IN PARALLEL WITH GB8 CONTROLLER & ELECTRIC FLUSH VALVES			
SIZE	DWG NO.	REV	
A	WIRE-5ABWGB8-LAY-02	N/A	
NOT TO SCALE		SHEET 1 OF 1	

Junction ○
 Electric Connection - - - - -
 Hydraulic Connection = = = = =