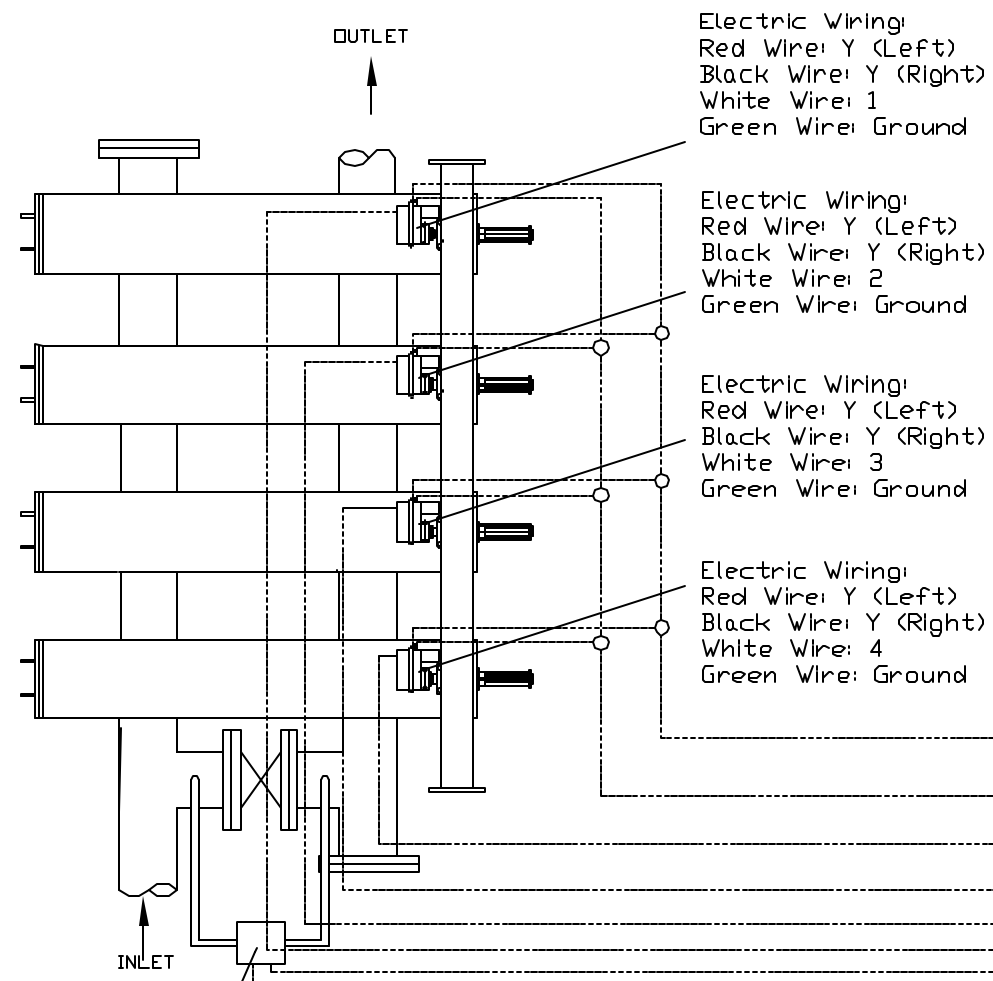


REVISIONS				
ZONE	REV	DESCRIPTION	DATE	APPROVED

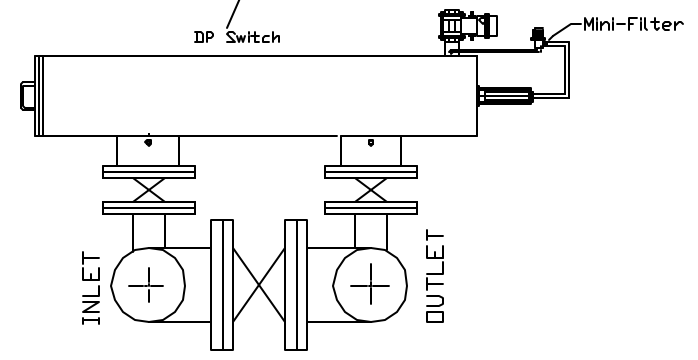
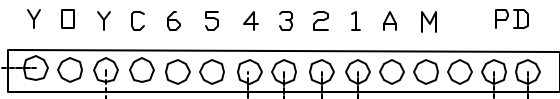
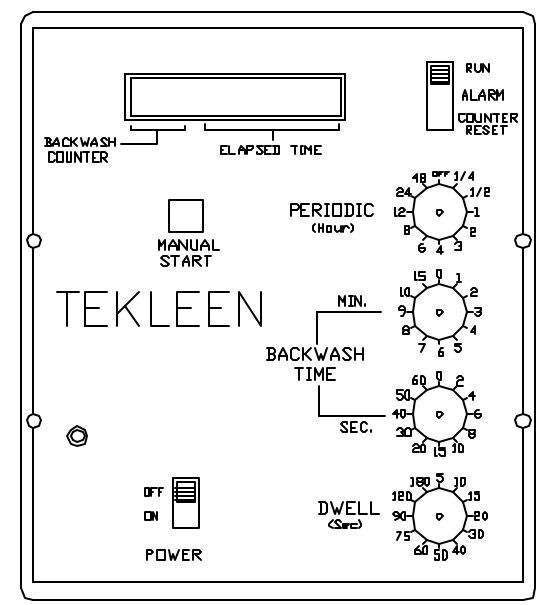


Electric Wiring:
 Red Wire: Y (Left)
 Black Wire: Y (Right)
 White Wire: 1
 Green Wire: Ground

Electric Wiring:
 Red Wire: Y (Left)
 Black Wire: Y (Right)
 White Wire: 2
 Green Wire: Ground

Electric Wiring:
 Red Wire: Y (Left)
 Black Wire: Y (Right)
 White Wire: 3
 Green Wire: Ground

Electric Wiring:
 Red Wire: Y (Left)
 Black Wire: Y (Right)
 White Wire: 4
 Green Wire: Ground



UNLESS OTHERWISE SPECIFIED
 DIMENSIONS ARE IN INCHES
 TOLERANCES

DECIMALS	ANGULAR
.XX ± .05	± 0.5 DEG
.XXX ± .01	

DRAWN	DATE
Donel Stenberg	5-10-06
CHECKED	
DESIGN	

AUTOMATIC FILTERS, INC.		
TITLE 4 ABWxx-P Filters In Parallel Electric Flush Valves		
SIZE	DWG NO.	REV
A	4ABW GB8 EFV	0
SHEET 1 OF 1		